

R1 TASK SEATING

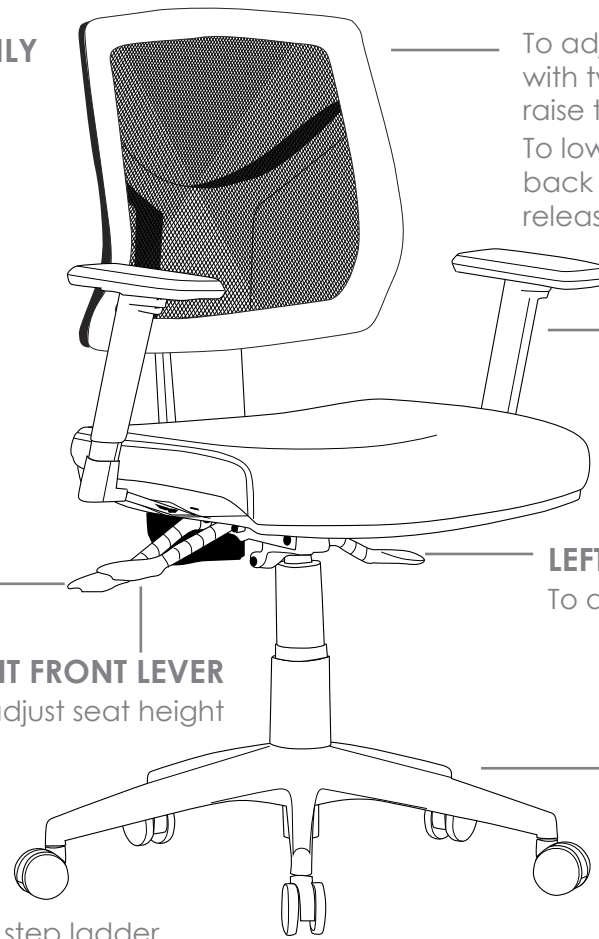
EXPO



FEATURES

- » Adjustable seat height
- » Adjustable back height (ratchet)
- » Adjustable seat and back angle
- » Optional adjustable arms
- » Available in high and low back
- » Moulded seat foam
- » Mesh back
- » 3 lever ergonomic mechanism
- » 660mm black nylon base
- » Available in Metro black only
- » AFRDI tested to level 6
- » Minor assembly required
- » Suitable for indoor use only
- » 7 year warranty
- » Weight limit is 130kg

INDOOR USE ONLY



To adjust back height hold back with two hands while seated and raise to desired height
To lower the back height raise back all the way to the top and release slowly

OPTIONAL ADJUSTABLE ARMS

RIGHT BACK LEVER
To adjust back angle

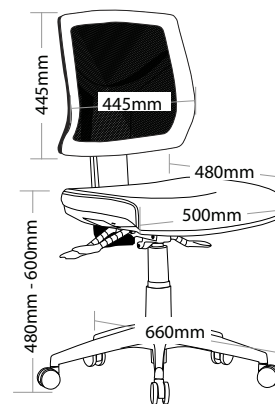
LEFT LEVER
To adjust seat angle

RIGHT FRONT LEVER
To adjust seat height

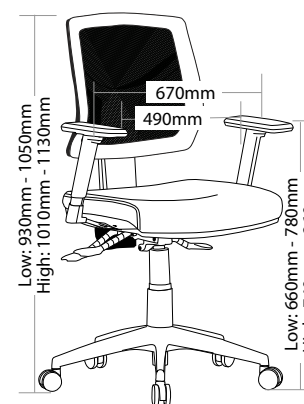
660MM BLACK NYLON 5 STAR BASE WITH CASTORS

Use soft tyred castors for tiles
Use hard tyred castors for carpet

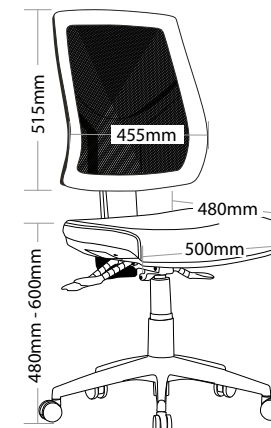
Do not use as a step ladder



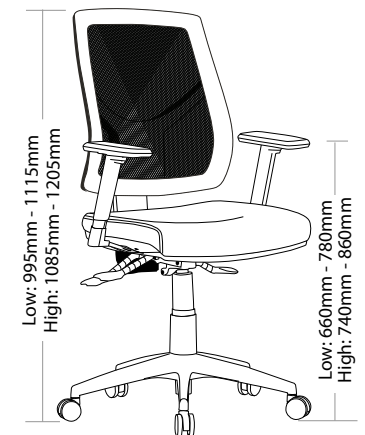
EXPO-L-MB



EXPO-LC-MB



EXPO-H-MB



EXPO-HC-MB

EXPO TASK SEATING



EXPO-L-MB



EXPO-LC-MB



EXPO-H-MB



EXPO-HC-MB